

Large Digit Display – 100mm digit height

LD5-TMR and LE5-TMR multifunction timer

The LD5-TMR range of large digit displays has a variety of timing modes available including up counting and down counting. LE5 model versions include Ethernet communications and web page. The displays can be used to display the time duration for which the input was active or it can be used with voltage free contact closure or 0 to 24VDC signals for "START", "STOP", "PRESET" and "RESET" stopwatch operation.

Display examples



4 digit 100mm Red LED



4 digit 100mm Green High Contrast (S/S Case)



6 digit 100mm Green High Contrast with colons



6 digit 100mm Red LED

Features

- Visible from 50 metres
- Standard brightness red LED
- High contrast daylight viewable versions now available in 4 or 6 digit red, green, amber or white LED
- Versatile timing modes
- Up or down timing or stopwatch operation
- Configurable for most single output pulse type encoders, switches etc.
- IP65 rated wall mount enclosure, powder coated steel standard, stainless steel optional
- 4 configurable setpoint relays standard rated at 240VAC, 5A into a resistive load
- Remote reset or preset
- Pushbutton setup and scaling
- Remote inputs can be configured to one of a wide range of functions including zero, display hold, peak hold, etc.
- Programmable digital filter for rate display
- Ethernet with web page on LE5 models
- Isolated RS232/RS485 serial communications optionally available. Both RS232 and RS485 are fitted but only once at a time can be used
- The auto-brightness feature for LED displays varies the display brightness to suit the ambient light
- 2 year guarantee
- See separate brochures for 38, 45, 57, 58mm and 200mm display models



LD5TMR100-1.2-0

AMALGAMATED INSTRUMENT CO PTY LTD

ABN: 80 619 963 692

Unit 5, 28 Leighton Place Hornsby
NSW 2077 Australia

Telephone: +61 2 9476 2244
Facsimile: +61 2 9476 2902

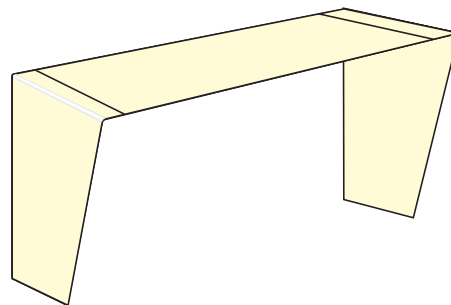

e-mail: sales@aicpl.com.au
Internet: www.aicpl.com.au

Specifications

Timer input:	Selectable types inc: NPN, PNP, switch contact, magnetic pickup, output from TTL, CMOS, square wave, Namur
Reset/preset input	Voltage free switch contact or up to 24VDC signal
Stop input	Voltage free switch contact or up to 24VDC signal
Memory	Battery backed time memory
Display update:	4 per second
Input Impedance	1M Ω standard or 12k Ω in attenuated input mode
Sensor supply	5 VDC or 12 or 24VDC, pushbutton selectable (50mA max.)
Ambient temp	-10°C to 60°C
Humidity	5% to 95%
Display types:	100mm 4 or 6 digit red LED 100mm 4 or 6 digit red, green, amber or white high contrast LED See separate brochures for other display sizes
Power supply:	See order code table (type is factory configured)
Power usage:	DC supply: typically 300mA at 24VDC for 4 digit standard LED displays (1A peak), typically 450mA at 24VDC for 6 digit standard LED displays (1.5A peak), typically 600mA at 24VDC for 4 digit high contrast LED displays (1A peak), typically 900mA at 24VDC for 6 digit high contrast LED displays (1.5A peak), (plus current for sensor if on board supply is used)
Outputs (standard):	4 x relays, (1 x form C, 3 x form A), rated at 240VAC, 5A resistive
Outputs (optional):	See order code table (type is factory configured)
Relay action:	Programmable N.O. or N.C.
Environmental rating:	IP65
Weight:	4 digit displays 10.5kg, 6 digit displays 13.5kg
Dimensions:	4 digit displays 450 x 250 x 155mm 5 digit displays 520 x 250 x 155mm 6 digit displays 650 x 250 x 155mm

Optional shrouds

Shroud kits for 100mm displays consist of 2 side panels, a top plate (length is model dependant) and fixing hardware. The overhang of the shroud is 90mm for all models. The shrouds are of powder coated zinc coated steel to match the metal enclosures.



LD5TMR100-1.2-0

AMALGAMATED INSTRUMENT CO PTY LTD

ABN: 80 619 963 692

Unit 5, 28 Leighton Place Hornsby
NSW 2077 Australia

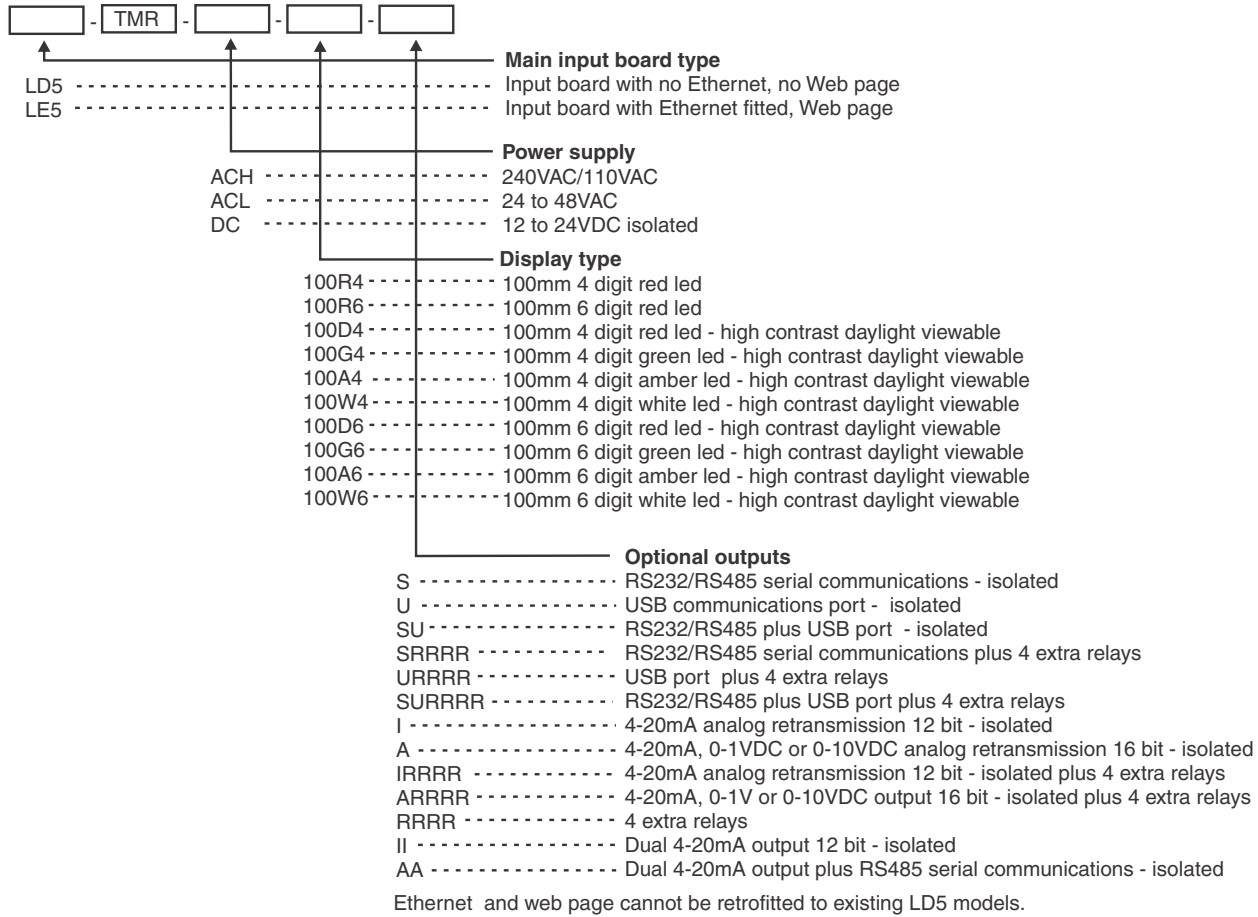
Telephone: +61 2 9476 2244
Facsimile: +61 2 9476 2902

e-mail: sales@aicpl.com.au
Internet: www.aicpl.com.au

LD5-TMR order codes for 100mm displays

The last two sections are for optional items (if required).

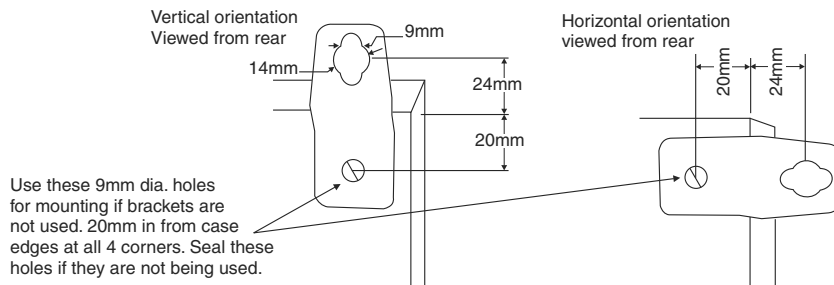
Optional outputs are factory configured.



Mounting brackets

The 100mm models are shipped with 4 metal brackets and mounting hardware.

The diagrams illustrate vertical and horizontal installation of these brackets. If mounting without the brackets, then the 9mm diameter case holes provided for the brackets can be used as alternative mounting holes. If the brackets are not used in mounting, then these holes should be sealed against dust and water.



LD5TMR100-1.2-0