

LX4-A8 Eight Input 4-20mA Monitor/Controller

Description

The LX4-A8 monitor allows monitoring/control of up to eight 4-20mA inputs. Nine setpoint relay outputs with flexible operation modes are provided as standard. A non isolated RS485 communications port allows communication to other systems and can also allow the user to perform setup etc. via a free downloadable Windows program.

Displays available are a 20mm red LED display or a multi line dot matrix display with eight alarm annunciators. A 38mm red LED display version is also available with four alarm annunciators.


The display will cycle through the active channels showing the channel number and the value. The cycling rate can be configured via a software function. If using the dot matrix display then all channels can be seen at once if required.

Displays are mounted in an IP65 enclosure. All calibration and setting up is achieved by user pushbuttons using easy to follow messages on the display or via the free downloadable Windows software (a serial converter may be required). Programming functions include decimal point, digital filter, relay setpoint parameters, number of input channels, calibration and scaling. Each input may be individually calibrated and the instrument retains the calibration values in non volatile memory.

A programmable digital filter improves stability by smoothing out short term interference. The setpoint relays may be individually configured for setpoint level, hysteresis, high and/or low alarm, relay trip delay, normally open or normally closed operation, latching or non latching operation. Individual relays may be allocated to any input channel or a number of channels.

Flexible programming allows the user to select the number of inputs and outputs required. The instrument will only scan the selected active inputs.

The instrument is available with very flexible standard software but custom software can also be provided to suit more specific requirements.



LX4-A8-1.1-0

AMALGAMATED INSTRUMENT CO PTY LTD

ACN: 001 589 439

Unit 5, 28 Leighton Place Hornsby
NSW 2077 Australia

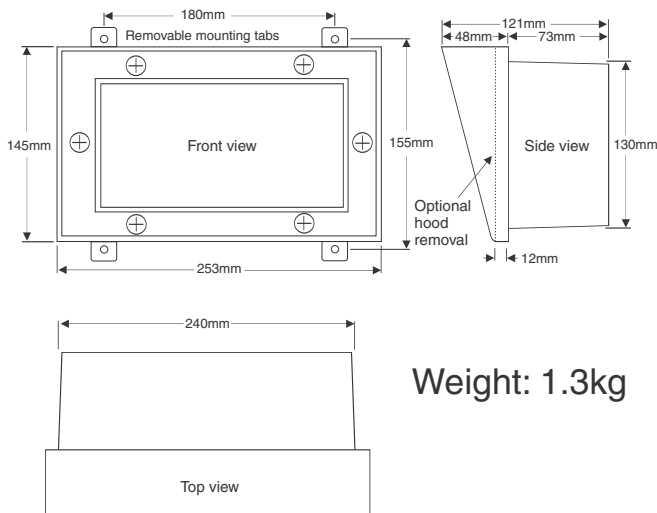
Telephone: +61 2 9476 2244
Facsimile: +61 2 9476 2902

e-mail: sales@aicpl.com.au
Internet: www.aicpl.com.au

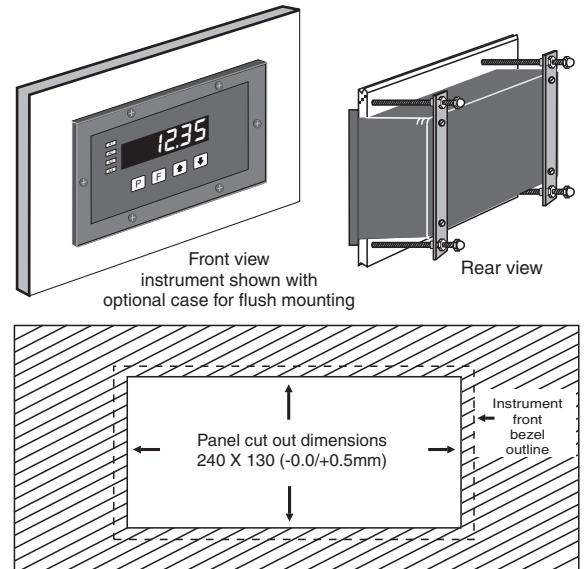
Specifications

Input type:	Up to 8 inputs 4-20mA
Display range:	-1999 to 9999
Accuracy:	0.1% of full scale when calibrated
Sample rate:	0.125 seconds per channel approx.
Ambient temperature:	-10 to 60° C
Humidity:	5 to 95% non condensing
Display:	4 digit (value) + 1 digit (channel number) 20mm red LED or Multi line configurable (via PC/laptop) dot matrix display with 8 off annunciator LEDs 4 digit (value) + 1 digit (channel number) 38mm red LED with 4 off annunciator LEDs
Power supply:	DC non isolated 15 to 24V 240VAC, 110VAC or 24 to 48VDC isolated Supply type is factory configured
Transmitter supply:	Approx. 24VDC @ 25mA per channel max.
Power consumption:	DC non isolated supply typically 100mA at 24V with no transmitter supply used, add 15mA per relay activated
Output (standard):	9 x relays, Form A, rated 5A resistive 240VAC
Output (standard):	RS485 non isolated 8 bit, no parity (ASCII or Modbus RTU)
Windows software (standard):	This free software can be used as an aid to setup and is also required to perform some setup functions not available via the pushbuttons e.g. naming the channels and/or units on the dot matrix display. Note this software will not operate with Vista. A suitable serial converter may be required (not supplied).
Output (optional):	RS232 non isolated (ASCII or Modbus RTU)
Output (optional):	RS485 isolated (ASCII or Modbus RTU)
Output (optional):	Ethernet communications
Output (optional):	CAN bus communications
Datalogger (optional):	Internal datalogger memory 2, 4 or 8 MByte
Windows software (optional):	This optional software version allows live viewing of display values and live logging directly to hard drive. It also provides the same setup functionality as the free version. Note this software will not operate with Vista.

Dimensions



Panel mounting using optional hardware



The case can be ordered without a hood, order code: LD-HOOD-REMOVAL.
Panel mount kit order code: LD-MTG-PM-KIT.

LX4-A8-1.1-0

AMALGAMATED INSTRUMENT CO PTY LTD

ACN: 001 589 439

Unit 5, 28 Leighton Place Hornsby
NSW 2077 Australia

Telephone: +61 2 9476 2244
Facsimile: +61 2 9476 2902

e-mail: sales@aicpl.com.au
Internet: www.aicpl.com.au